



# *The AfDB's Statistical Response to COVID-19*

STATCOM Presentation

# Contents



**Background**

---



**Contribution of the Statistics Department to the CRF**

---



**Key Takeaways**

---



AFRICAN DEVELOPMENT BANK GROUP  
GROUPE DE LA BANQUE AFRICAINE  
DE DEVELOPPEMENT

# Background

- **The Bank has established a US\$10.2billion Crisis Response Facility (CRF) to provide a flexible range of support to African countries to help them deal with the impacts of the COVID-19 pandemic.**
  - ✓ The CRF comprises about 70% of the Bank's planned lending for 2020, thus representing a sizeable share of AfDB's lending activities for this year
  - ✓ The CRF delivers immediate relief to countries to address the crisis by providing them with additional resources for (1) public health interventions, (2) social protection programs, and (3) protection of their economies at a time of global volatility and uncertainty



AFRICAN DEVELOPMENT BANK GROUP  
GROUPE DE LA BANQUE AFRICAINE  
DE DEVELOPPEMENT

# Background (2)

- As part of the CRF operations, the Bank has established a robust monitoring and evaluation (M&E) framework to ensure that resources are utilized effectively and for the intended purposes
  - ✓ The framework places importance on identifying sources, gaps and initiatives to strengthen data quality and availability for M&E
  - ✓ Highlights the central role played by national statistical systems in providing M&E data and particularly the coordinating role of national statistics offices
  - ✓ The Statistics department provided the necessary data to support the preparation of relevant operations. There was a deliberate process of making a case for inclusion of statistical components in all PBOs to strengthen the M&E process and practice. The statistics department also attended relevant country meetings to interrogate the relevant operations on the way to the Board.



AFRICAN DEVELOPMENT BANK GROUP  
GROUPE DE LA BANQUE AFRICAINE  
DE DEVELOPPEMENT

# Contribution of the Statistics Department to the CRF (1)

- **Statistical Capacity Building Program Phase 5 (SCB 5)**
  - ✓ This program will support the development of statistics in Africa with special focus on statistics for measuring the social and economic impacts of COVID-19 during and post pandemic
- **COVID-19 Dashboard**
  - ✓ the Bank has launched a COVID-19 dashboard in order to track daily developments and present reliable data on the spread of COVID-19 in Africa and its socioeconomic impacts
  - ✓ an interactive platform intended to provide high frequency updates on relevant COVID-19 indicators, such as daily statistics on the number of cases, deaths, recoveries and number of tests conducted across Africa.
  - ✓ Also features critical socio-economic indicators on demography, the health sector and the economy

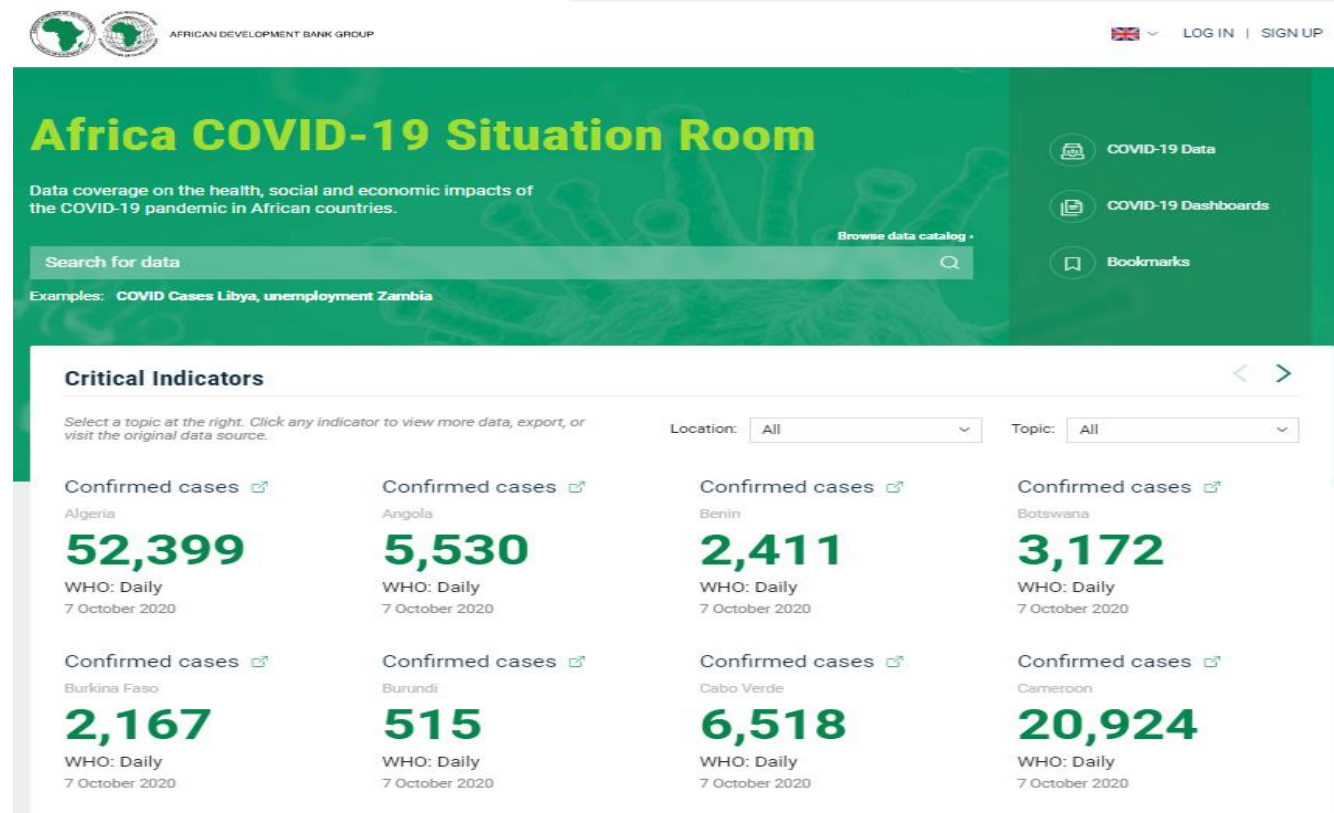


AFRICAN DEVELOPMENT BANK GROUP  
GROUPE DE LA BANQUE AFRICAINE  
DE DEVELOPPEMENT

# Contribution of the Statistics Department to the CRF (2)

- COVID-19 Dashboard

➤ Critical Indicators on the COVID-19 situation are updated daily and can be viewed for all RMCs



# Contribution of the Statistics Department to the CRF (3)

- COVID-19 Dashboard

➤ COVID-19 country profiles are provided for all RMCs

➤ This includes COVID-19 indicators and other related topics

## COVID-19 Regional Conditions

Select region:



## Algeria at a Glance

### COVID Statistics

Confirmed cases	WHO: Daily	52,399	7 October 2020
Death cases	WHO: Daily	1,773	7 October 2020
Tests conducted	AFDB: Latest in September	174,739	2020
Recovered cases	AFDB: Latest in September	36,763	2020

### Demography

#### Population by age

Population aged under 15 years	Thousands	13,499	2020
Population aged 15-24 years	Thousands	5,910	2020
Population aged 25-64 years	Thousands	21,485	2020
Population aged 65 or over years	Thousands	2,957	2020

#### Population by Place of Residence

Urban population	Thousands	31,951	2020
Rural population	Thousands	11,382	2020
Percentage of population residing in urban areas	%	73.7	2020

### Health

Adult mortality rate	Deaths per 1,000 persons	93.1	2020
----------------------	--------------------------	------	------

[Go to profile](#)

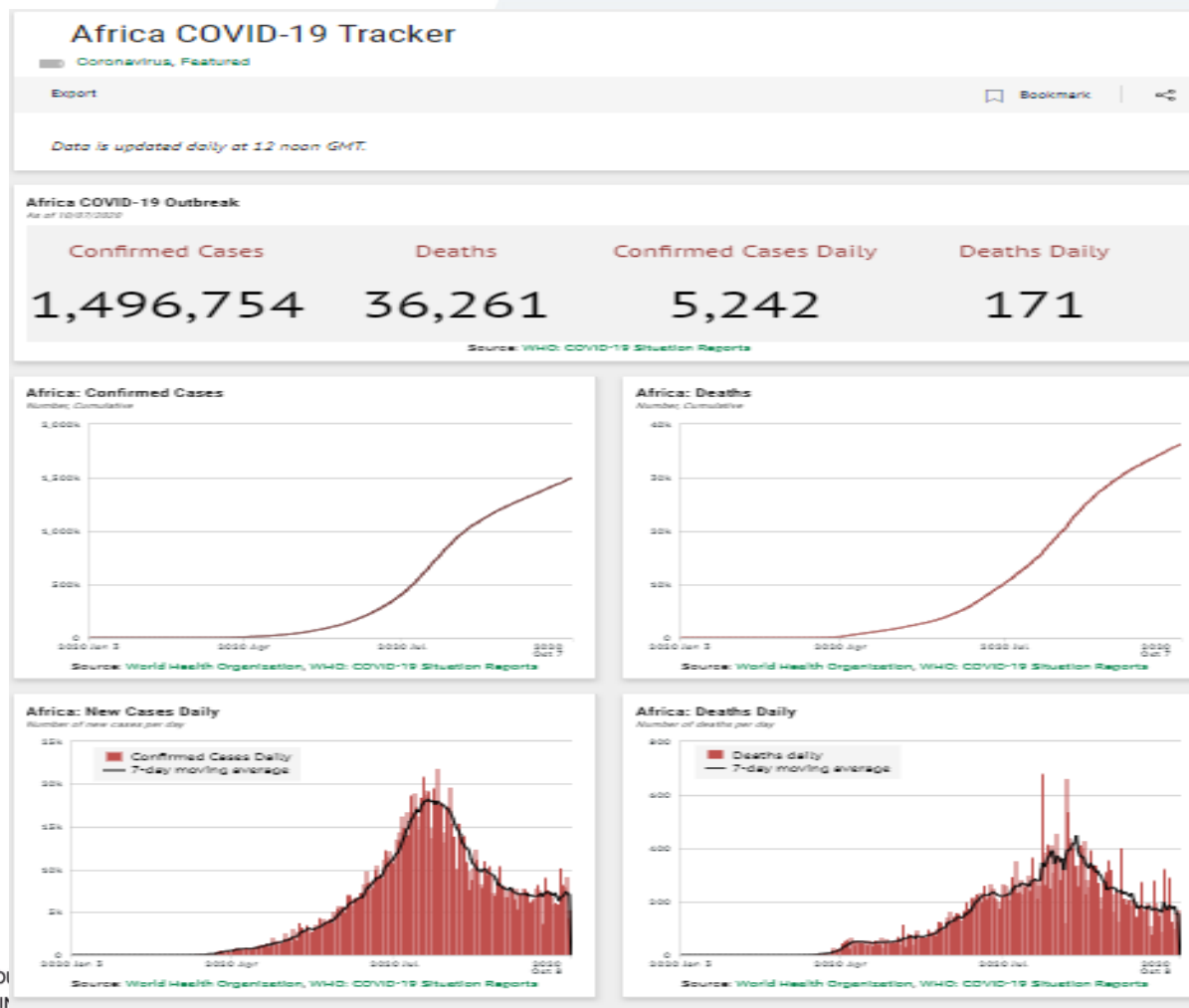


AFRICAN DEVELOPMENT BANK GROUP  
GROUPE DE LA BANQUE AFRICAINE  
DE DEVELOPPEMENT

# Contribution of the Statistics Department to the CRF (4)

- COVID-19 Dashboard

➤ An Africa-COVID-19 tracker available through the COVID-19 Dashboard



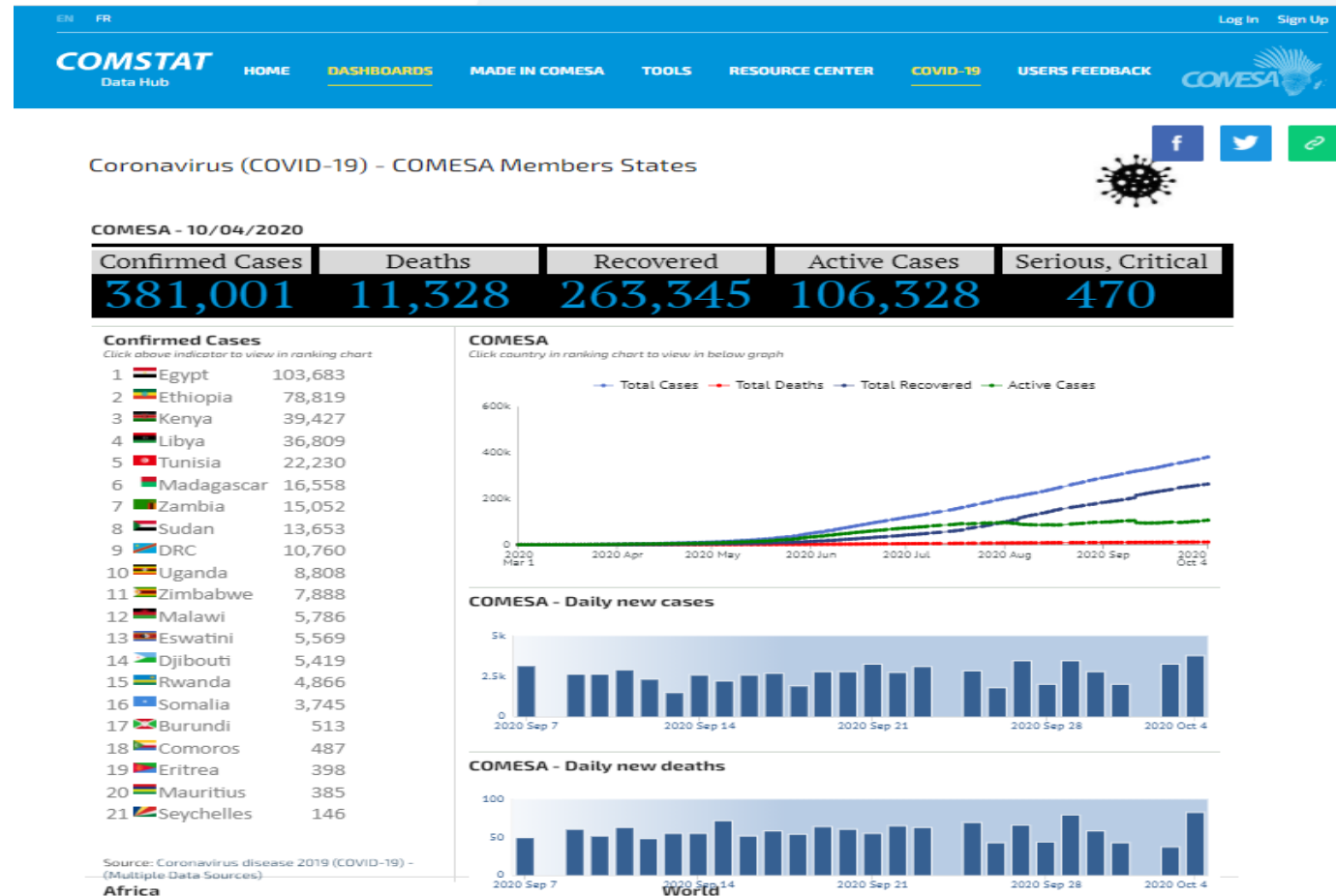
AFRICAN DEVELOPMENT BANK GROUPE DE LA BANQUE AFRICAINE DE DEVELOPPEMENT



# Contribution of the Statistics Department to the CRF (5)

- COVID-19 Dashboard

➤ Regional organizations such as COMESA implemented their COVID-19 Dashboards with the Bank technical support

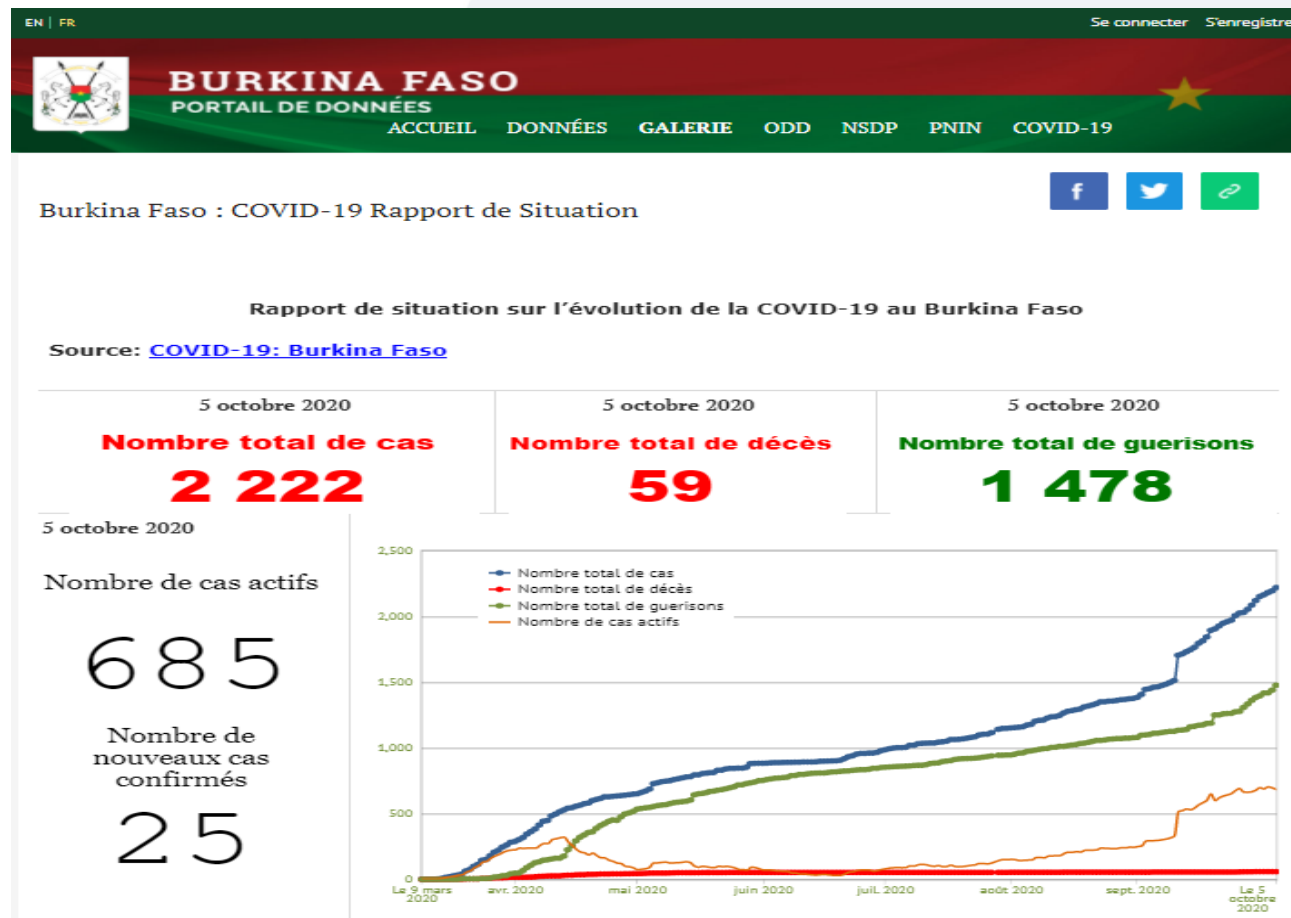


AFRICAN DEVELOPMENT BANK GROUP  
GROUPE DE LA BANQUE AFRICAINE  
DE DEVELOPPEMENT

# Contribution of the Statistics Department to the CRF (6)

- COVID-19 Dashboard

➤ RMCs such as Burkina Faso, Malawi, Burundi, and Mali, among others, have also implemented their COVID-19 Dashboards with technical support from the Bank



AFRICAN DEVELOPMENT BANK GROUP  
GROUPE DE LA BANQUE AFRICAINE  
DE DÉVELOPPEMENT

# Contribution of the Statistics Department to the CRF (7)

- Virtual technical assistance to RMCs

- Continuous remote training sessions are organized with RMCs to provide required TA
- A monthly Africa Information Highway (AIH) Live Exchange webinar organized to discuss with RMCs topics related to statistics (data management and dissemination)



AFRICAN DEVELOPMENT BANK GROUP  
GROUPE DE LA BANQUE AFRICAINE  
DE DÉVELOPPEMENT

# Contribution of the Statistics Department to the CRF (8)

- Weekly Data Flash on COVID-19 in Africa

## Contents

	Page
Highlights of the Covid-19 Situation in Africa as of October 4, 2020	1
Data Annexes: Africa	3
Highlights of the Covid-19 Situation in Central Africa as of October 4, 2020	5
Data Annexes: Central Africa	6
Highlights of the Covid-19 Situation in East Africa as of October 4, 2020	8
Data Annexes: East Africa	9
Highlights of the Covid-19 Situation in North Africa as of October 4, 2020	11
Data Annexes: North Africa	12
Highlights of the Covid-19 Situation in Southern Africa as of October 4, 2020	14
Data Annexes: Southern Africa	15
Highlights of the Covid-19 Situation in West Africa as of October 4, 2020	17
Data Annexes: West Africa	18

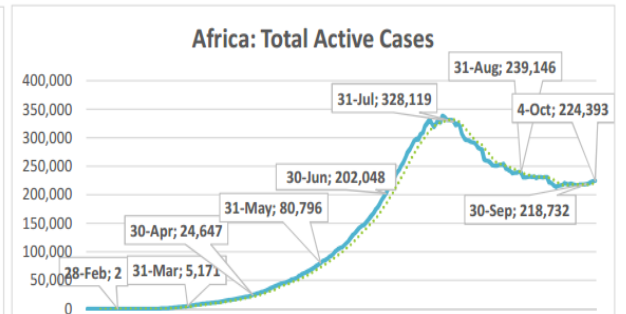
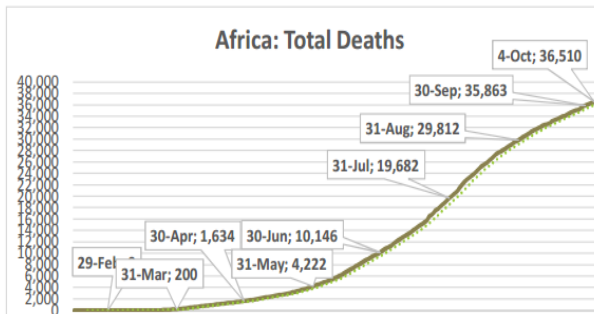
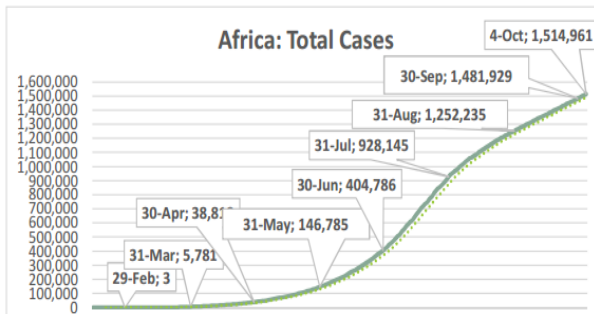


AFRICAN DEVELOPMENT BANK GROUP  
GROUPE DE LA BANQUE AFRICAINE  
DE DEVELOPPEMENT

# Contribution of the Statistics Department to the CRF (9)

- Weekly Data Flash on COVID-19 in Africa

Summary of COVID-19 tracking in Africa: Situation for the week ending 04 October 2020																			
	Date of first case	Cases				Deaths			Recovered				Active			Test			
		Total cases	New cases for the week of	New cases for the week of	Weekly change from Previous week	Total deaths	New deaths for the week of	New deaths for the week of	Weekly change from Previous week	Total Recovered	New recovered for the week of	New recovered for the week of	Weekly change from Previous week	Active cases	New active for the week of	New active for the week of	Weekly change from Previous week	Total tests	Tests Per million People
			04 Oct.	27 Sept.			04 Oct.	27 Sept.			04 Oct.	27 Sept.			04 Oct.	27 Sept.			
World	31-Dec	35,078,236	2,001,853	2,060,259	-58,406	1,036,104	38,383	37,063	1,320	24,430,540	1,564,269	1,690,901	-126,632	9,611,592	399,201	332,295	66,906	635,314,662	81,505
Africa	14-Feb	1,514,961	54,642	52,652	1,990	36,510	1,347	1,207	140	1,254,058	46,804	53,903	-7,099	224,393	6,491	-2,458	8,949	15,494,695	11,573
Central Africa	6-Mar	56,677	582	528	54	1,068	7	6	1	49,825	886	844	42	5,784	-311	-322	11	855,442	5,839
East Africa	13-Mar	159,516	8,440	7,278	1,162	3,138	101	131	-30	84,706	5,042	4,088	954	71,672	3,297	3,059	238	3,088,944	8,226
North Africa	14-Feb	355,650	28,116	27,901	215	11,146	585	525	60	278,618	21,857	27,045	-5,188	65,886	5,674	331	5,343	4,050,843	19,623
Southern Africa	5-Mar	764,519	14,325	13,712	613	18,523	622	509	113	681,218	15,644	17,210	-1,566	64,778	-1,941	-4,007	2,066	5,435,131	25,495
West Africa	28-Feb	178,599	3,179	3,233	-54	2,635	32	36	-4	159,691	3,375	4,716	-1,341	16,273	-228	-1,519	1,291	2,064,335	5,197



Navigation controls: 5 / 20, 228.75% zoom, and other presentation tools.



AFRICAN DEVELOPMENT BANK GROUP  
 GROUPE DE LA BANQUE AFRICAINE  
 DE DÉVELOPPEMENT

# Contribution of the Statistics Department to the CRF (10)

- **Africa Economic Outlook**

- ✓ Statisticians are working closely with research and country economists on macroeconomic surveillance of African economies to provide data that comprise the essential inputs for informing Bank support and for providing advisory services to African countries.
- ✓ Latest AEO estimates project real GDP in Africa to contract by 1.7 percent in 2020 in a base case scenario, which assumes that the pandemic would be over by Q3, and by 3.4% in the worst case scenario, where the pandemic is assumed to continue to the end of the year.



AFRICAN DEVELOPMENT BANK GROUP  
GROUPE DE LA BANQUE AFRICAINE  
DE DEVELOPPEMENT

# Contribution of the Statistics Department to the CRF (11)

- Africa Economic Outlook

COVID 19 MacroEconomic Impact: Common Assumptions									
Baseline scenario		2019	2020	2021	Worse case scenario		2019	2020	2021
USD per EURO	EurUsd	1.1216	1.1150	1.1260	USD per EI	EurUsd	1.1216	1.1130	1.1220
Inflation					Inflation				
Euro Zone	annual %	1.3%	0.3%	1.0%	Euro Zone	annual %	1.3%	0.2%	0.8%
Other	annual %	1.6%	0.6%	1.7%	Other	annual %	1.6%	0.5%	1.5%
Real domestic demand					Real domestic demand				
Euro Zone	annual %	1.4%	-3.8%	0.3%	Euro Zone	annual %	1.4%	-7.8%	0.5%
Other	annual %	2.4%	-3.9%	0.5%	Other	annual %	2.4%	-7.9%	0.7%
Commodity prices					Commodity prices				
Oil \$/bbl	\$/bbl	61.4	35.0	40.2	Oil \$/bbl	\$/bbl	61.4	20.0	25.2



# Key Takeaways

- ✓ Statistics plays a vital role in monitoring the success of initiatives funded by the CRF, as well as the impact of the COVID-19 pandemic on African economies
- ✓ The Statistics Department is supporting the Bank's work through various initiatives with the overall aim of strengthening the resilience of African countries against such economic shocks in the future
- ✓ Quality statistical support provided by the Statistics Department will inform policy and decision makers with the information needed to design effective crisis interventions and recovery programs in African countries



AFRICAN DEVELOPMENT BANK GROUP  
GROUPE DE LA BANQUE AFRICAINE  
DE DEVELOPPEMENT



# THANK YOU



AFRICAN DEVELOPMENT BANK GROUP  
GROUPE DE LA BANQUE AFRICAINE  
DE DEVELOPPEMENT